

rack space for BKLM


August 9, 2013

K. Sumisawa

- inner side (near E-hut)
 - forward
 - backward
- outer side
 - forward
 - backward
- suggestions / questions

inner side

backward



forward

E-hut

inner-forward



under the steps.
No space

← rack for bubbler.


inner-backward



we can put
2 10U crates on .
need longer cables
for forward modules.

outer side

forward




backward


outer-backward

we have space to put one 10U crate, but ECL crate is also located. Then we cannot have enough space in the front of crate.

ECL crate




outer-forward



We can put 2 10U crates on.
longer cables for backward modules.

top side



We have space.

But we need longer cables for modules located in lower side.

suggestions

1. put rack&crates on outer side and inner side.
2 crates is putted on 1 rack.
longer cables is needed
2. put rack&cates on top of Belle structure
longer cables is needed
Is it possible that 1 crate for forward & 1 crate for backward?
3. other... (though We (Sumisawa/Adachi) did not find)

questions

- How long cables we can use from modules to readout board?
- Is it OK that cable length is different between each modules?
- How many space we request for the front of crates?