L1 (Scale 1:1)

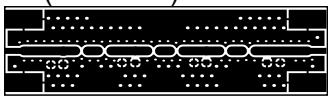

L2 (Scale 1:1)

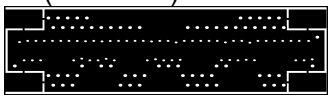

Drill Table

Symbol	Count	Hole Size	Plated	Hole Tolerance
○	58	0.25mm	Plated	None
□	69	0.38mm	Plated	None
	127 Total			

Bill Of Materials

Line #	Designator	Comment	Quantity
1	C1, C2	5.9pF	2
2	C3	6.62pF	1
3	C4, C7	2.3pF	2
4	C5, C6	9.5pF	2
5	K1, K2	SMA_EDGE1	2
6	L1, L2	27nH	2
7	L3	24nH	1
8	L4, L7	68nH	2
9	L5, L6	16nH	2

View from Top side (Scale 4:1)

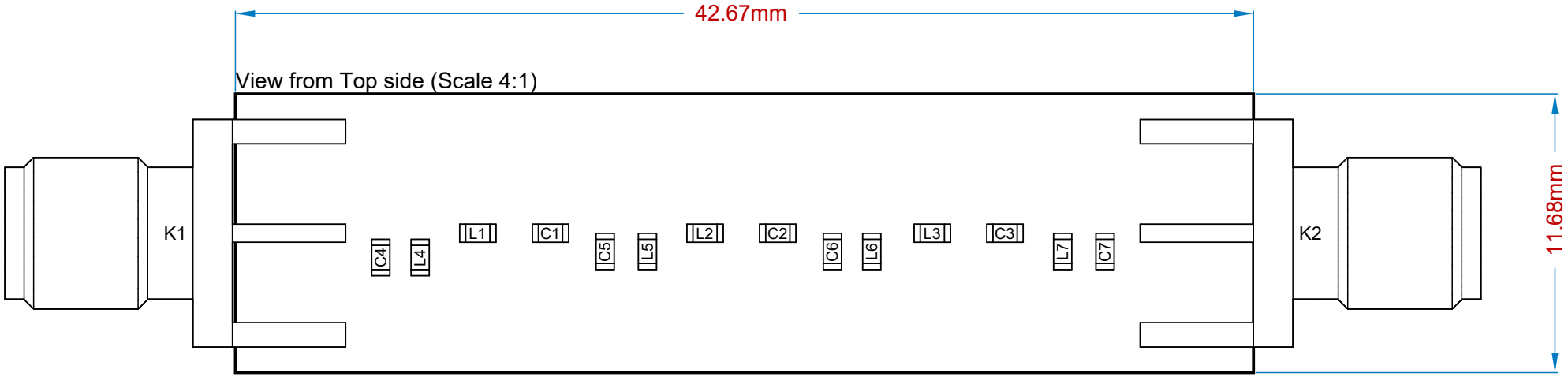

Layer Stack Legend

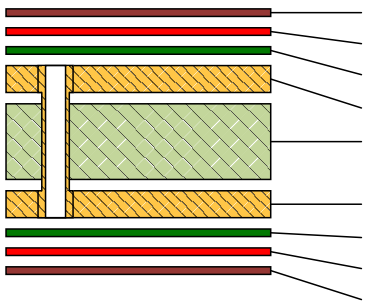

Material	Layer	Thickness	Dielectric Material	Type	Gerber
	Top Paste			Paste Mask	GTP
	Top Overlay			Legend	GTO
Surface Material	Top Solder	0.00mm	Solder Resist	Solder Mask	GTS
Copper	L1	0.04mm		Signal	GTL
		1.52mm	*FR-4*	*Dielectric*	
Copper	L2	0.04mm		Signal	GBL
Surface Material	Bottom Solder	0.00mm	Solder Resist	Solder Mask	GBS
	Bottom Overlay			Legend	GBO
	Bottom Paste			Paste Mask	GBP

Total thickness: 1.60mm

LTSpice Simulation.

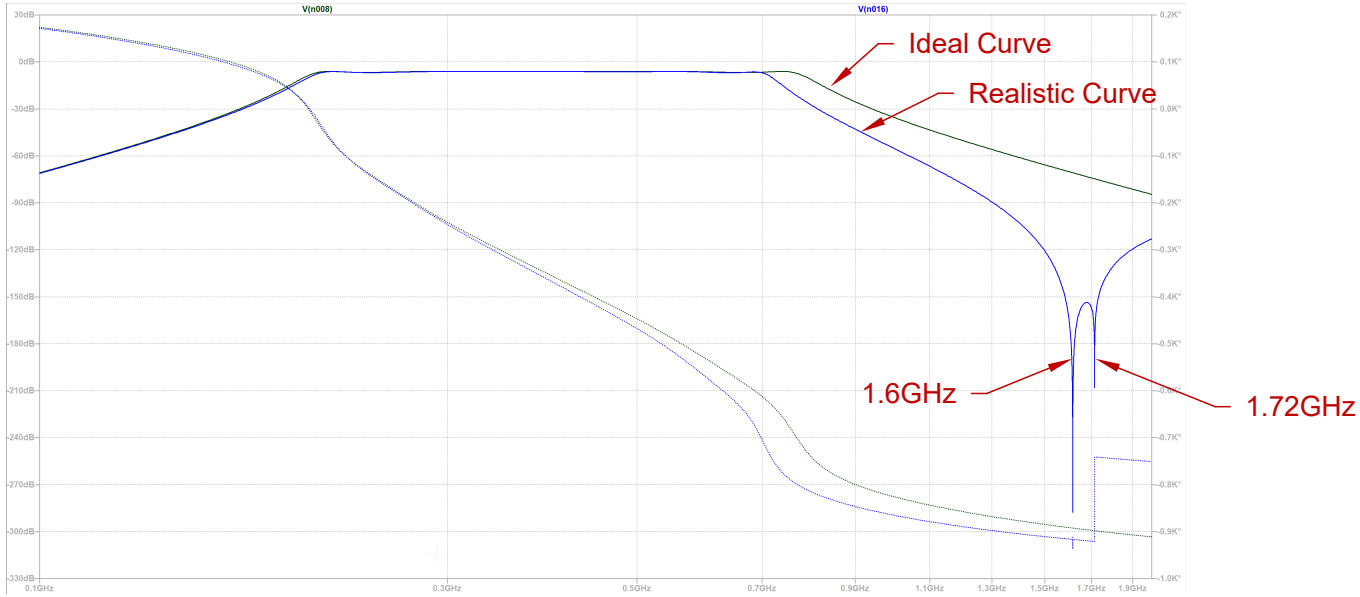

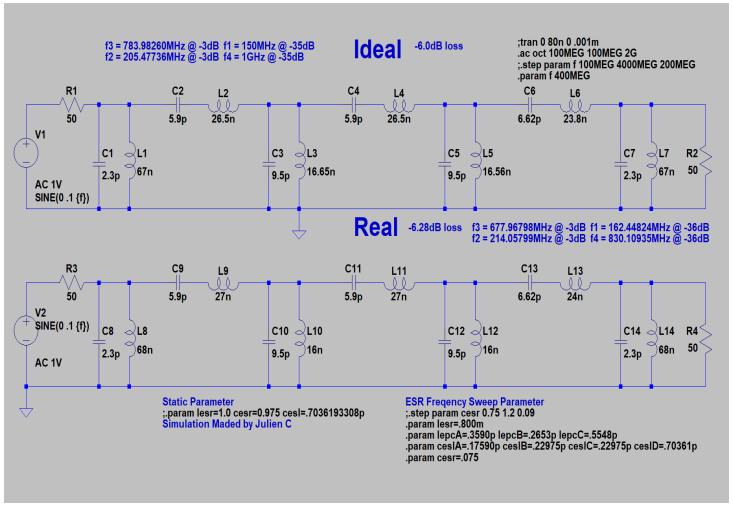

Network Analyzer Result.



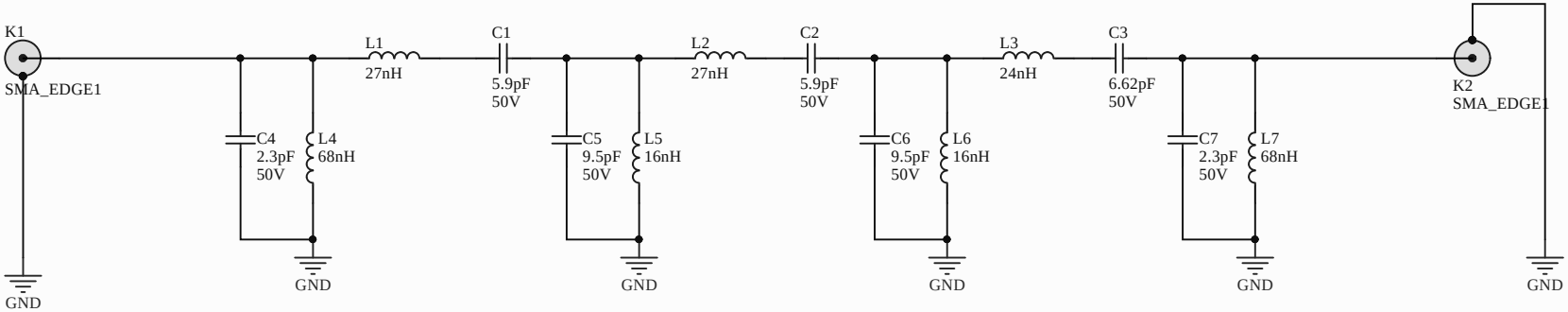
K1
SMA_EDGE1
GND
C4
2.3pF
50V
L4
68nH
GND
L1
27nH
C1
5.9pF
50V
C5
9.5pF
50V
L5
16nH
GND
L2
27nH
C2
5.9pF
50V
C6
9.5pF
50V
L6
16nH
GND
L3
24nH
C3
6.62pF
50V
C7
2.3pF
50V
L7
68nH
GND
K2
SMA_EDGE1
GND

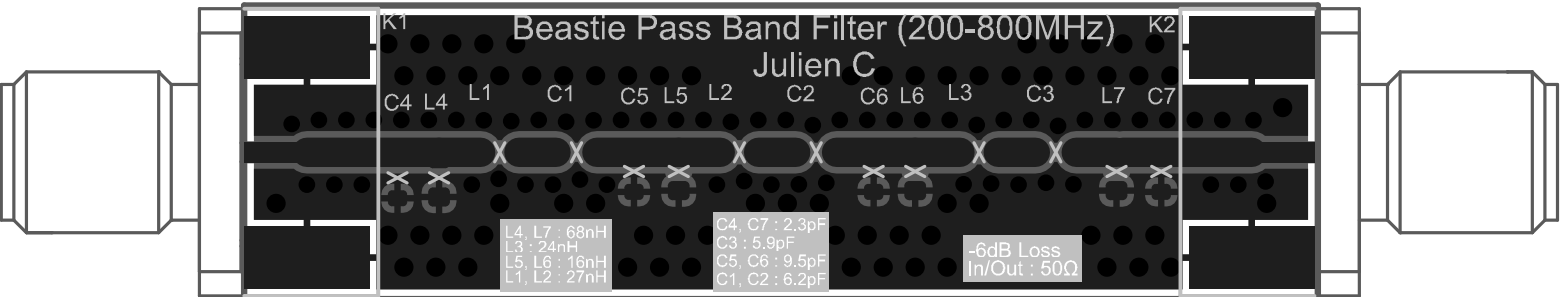
K1
Beastie Pass Band Filter (200-800MHz)
Julien C
K2
C4 L4 L1 C1 C5 L5 L2 C2 C6 L6 L3 C3 L7 C7
L4, L7 : 68nH
L3 : 24nH
L5, L6 : 16nH
L1, L2 : 27nH
C4, C7 : 2.3pF
C3 : 5.9pF
C5, C6 : 9.5pF
C1, C2 : 6.2pF
-6dB Loss
In/Out : 50Ω